

Linear actuator CAHM series





CAHM series

The CAHM series consists of spindle lifting actuators with worm gears. They fulfil the highest demands for industrial and other applications. The actuators are available in several different motor versions. CAHM series offers strong (up to 50 000 N), fast and quiet movements with high safety and duty cycle. The actuators include many interface options as hall encoder, end-switch, extended shaft etc.




Features

- Ideal for heavy load applications
- Wide speed/force range
- Robust design

All complete datasheet are available on skfmotiontechnologies.com. If you request higher force than 12 kN, refer to **High performance actuator catalogue (PUB NUM IL-05001-EN-October 2019)**.

Benefits

- Modular
- Robust
- Reliable
- High speed and/or high load
- All metal design



Technical data

12 and 24 V DC				
	Unit	CAHM-31XX-D1	CAHM-31XX-D3	CAHM-35XX-D2
Voltage	V DC	12	24	24
Screw type	–	LN and LS	LN and LS	LN and LS
Max rated push load	N	1 000 to 4 000	1 000 to 4 000	10 000 to 15 000
Max rated pull load	N	1 000 to 4 000	1 000 to 4 000	10 000 to 15 000
Max speed (at full load)	mm/s	5 to 50	5 to 45	3 to 27
Stroke	mm	100 to 700	100 to 700	100 to 700
Retracted length	mm	S+230	S+230	–
Power consumption	W	168 to 192	144 to 192	528 to 840
Current consumption	A	14 to 16	6 to 8	22 to 35
Duty cycle	%	10	10	10
Ambient temperature	°C	–10 to +40	–10 to +40	–10 to +40
Type of protection	IP	44	44	54

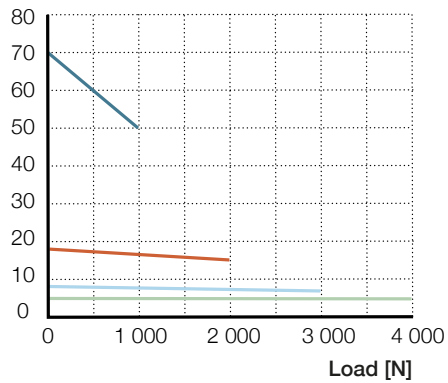
230 V AC				
	Unit	CAHM-31XX-A2	CAHM-35XX-A2	
Voltage	V AC	230	230	
Screw type	–	LN and LS	LS	
Max rated push load	N	500 to 2 600	5 000 to 15 000	
Max rated pull load	N	500 to 2 600	5 000 to 15 000	
Max speed (at full load)	mm/s	5 to 50	2 to 12	
Stroke	mm	100 to 700	100 to 700	
Retracted length	mm	S+230	–	
Power consumption	W	200 to 230	700 to 750	
Current consumption	A	1 to 11	3,3 to 3,5	
Duty cycle	%	25	10 to 15	
Ambient temperature	°C	–10 to +40	–10 to +40	
Type of protection	IP	54	54	

3×400 V AC					
	Unit	CAHM-31XX-A4	CAHM-35XX-A4	CAHM-50XX-A4	CAHM-65XX-A4
Voltage	V AC	3×400	3×400	3×400	3×400
Screw type	–	LN and LS	LS and BN	BN	BN
Max rated push load	N	1 000 to 4 500	10 000 to 15 000	15 000 to 30 000	18 000 to 50 000
Max rated pull load	N	1 000 to 4 500	10 000 to 15 000	15 000 to 30 000	18 000 to 50 000
Max speed (at full load)	mm/s	5 to 50	2 to 25	9 to 45	9 to 74
Stroke	mm	100 to 700	100 to 700	100 to 700	100 to 700
Retracted length	mm	S+230	–	S+465	S+446
Power consumption	W	210 to 280	500 to 920	1 200 to 1 650	1 900 to 3 000
Current consumption	A	0,5 to 0,6	1,4 to 1,8	2,8 to 3,5	3,6 to 3,9
Duty cycle	%	40	10 to 25	10	10
Ambient temperature	°C	–10 to +40	–10 to +40	–10 to +40	–10 to +40
Type of protection	IP	54	54	54	54

Performance diagrams

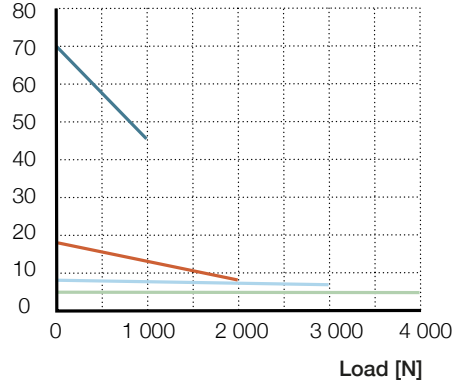
CAHM-31 - DC version

Motor: D1 - 12 V DC
Speed [mm/s]



Speed load diagram

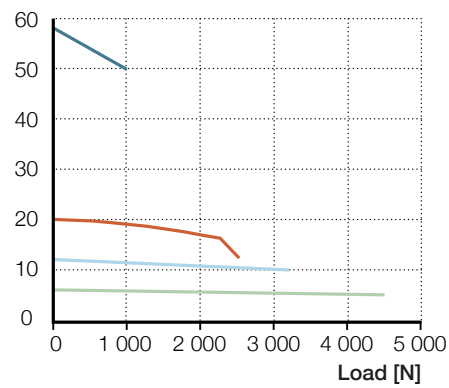
Motor: D2 - 24 V DC
Speed [mm/s]



Speed load diagram

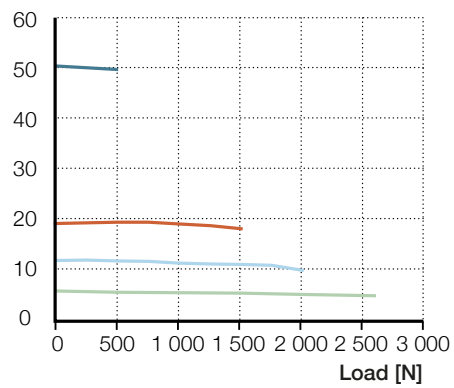
CAHM-31 - AC version

Motor: A4 - 3x400 V AC
Speed [mm/s]



Speed load diagram

Motor: A2 - 230 V AC
Speed [mm/s]



Speed load diagram

— CAHM 3110-LN

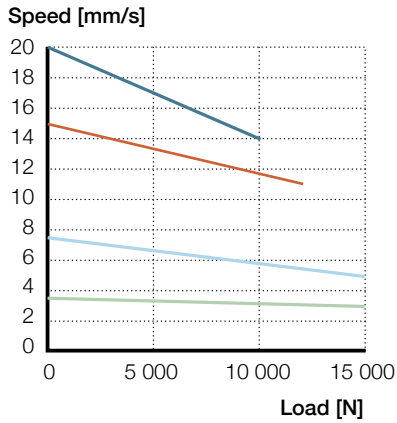
— CAHM 3130-LN

— CAHM 3110-LS

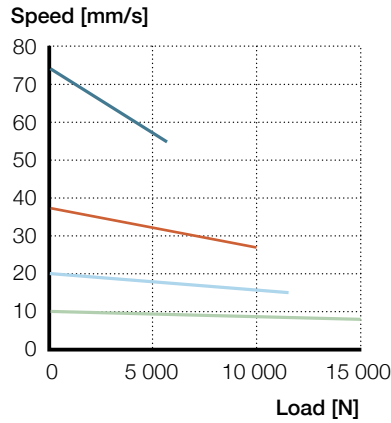
— CAHM 3150-LS

CAHM-35 - DC version

Motor: D2 - 24 V DC
LS - Lead screw 20x4

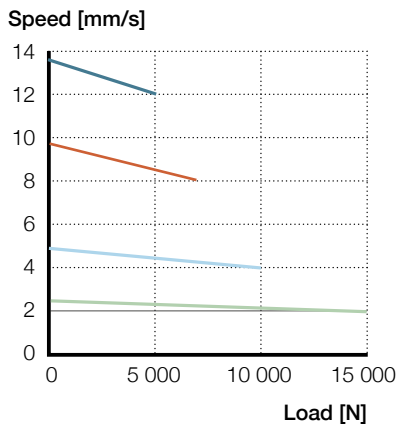


Motor: D2 - 24 V DC
BN - Ball screw 25x10

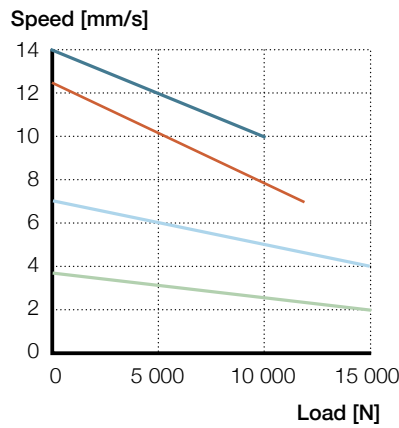


CAHM-35 - AC version

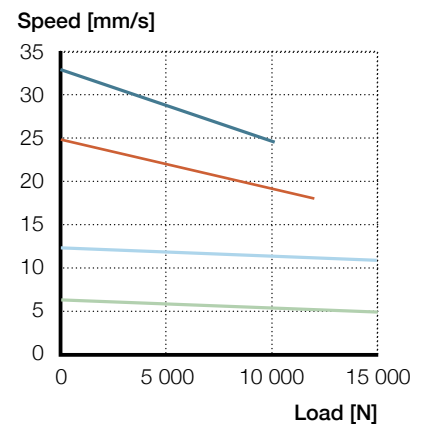
Motor: A2 - 230 V AC
LS - Lead screw 20x4



Motor: A4 - 3x400 V AC
LS - Lead screw 25x10



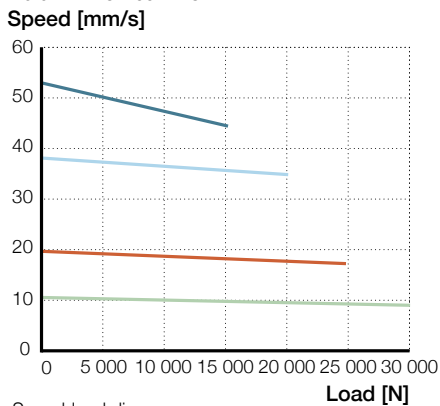
Motor: A4 - 3x400 V AC
BN - Ball screw 25x10



— CAHM-3507 — CAHM-3510 — CAHM-3520 — CAHM-3540

CAHM-50 - AC version

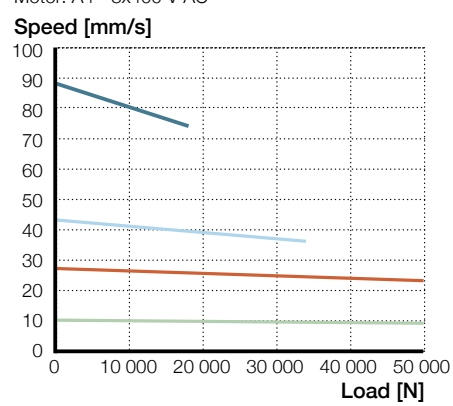
Motor: A4 - 3x400 V AC



Speed-load diagram

CAHM-65 - AC version

Motor: A4 - 3x400 V AC



Speed-load diagram

— CAHM-5004 — CAHM-5012
— CAHM-5006 — CAHM-5023

— CAHM-6506 — CAHM-6520
— CAHM-6513 — CAHM-6550



ewellix.com

© Ewellix

All contents of this publication are the property of Ewellix, and may not be reproduced or given to third parties (even extracts) without permission. Although great care has been taken in the production of this catalog, Ewellix does not take any responsibility for damage or other loss resulting from omissions or typographical errors. The photo may differ slightly in appearance from the actual product. Due to continuous improvements being made in our products, the product's appearance and specifications are subject to change without notice.

PUB NUM IL-06017-EN-May 2020

Certain image(s) used under license from Shutterstock.com.