

# Standard slides

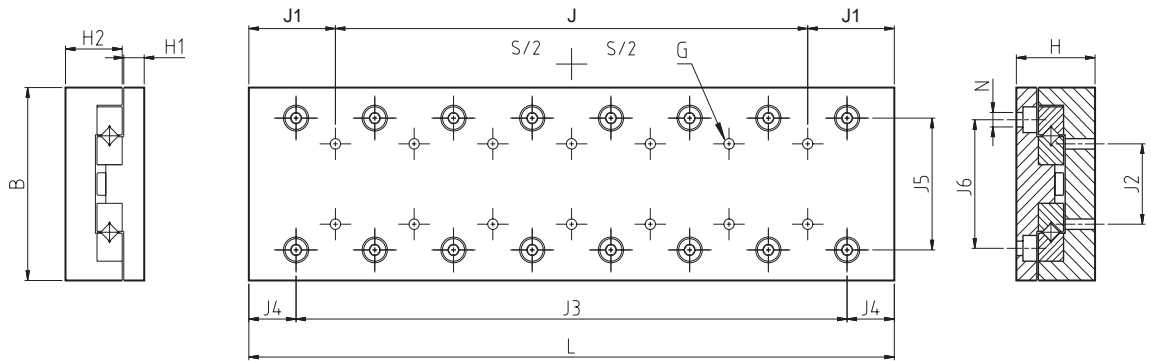


5 Positioning systems

Standard slides

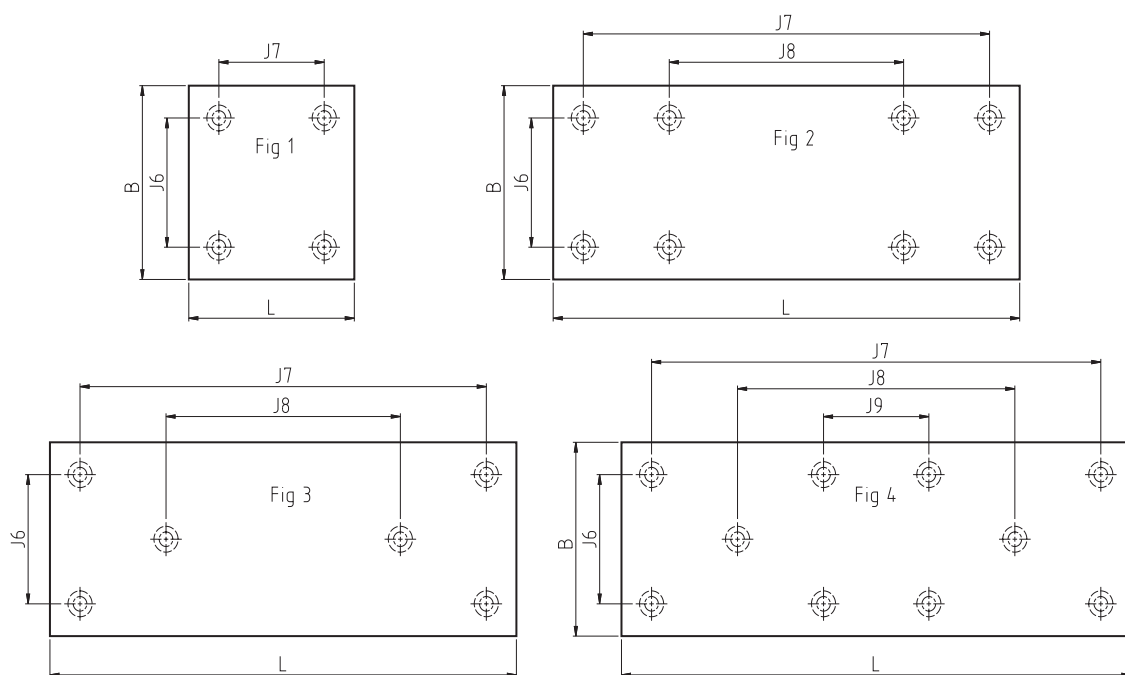
GCL

Standard slides with crossed roller assemblies, steel version, for manual positioning



Designations	Dimensions			Stroke		G	H <sub>1</sub>	H <sub>2</sub>	J	J <sub>1</sub>	J <sub>2</sub>	J <sub>3</sub>	J <sub>4</sub>	J <sub>5</sub>
	B	H	L	S <sub>1</sub> <sup>1)</sup>	S <sub>2</sub> <sup>1)</sup>									
mm														
GCL 2030	40	21	35	18	-	M3	6.5	14.0	-	17.5	15	1×15	10	25
GCL 2045	40	21	50	30	-	M3	6.5	14.0	1×15	17.5	15	2×15	10	25
GCL 2060	40	21	65	40	46	M3	6.5	14.0	2×15	17.5	15	3×15	10	25
GCL 2075	40	21	80	50	60	M3	6.5	14.0	3×15	17.5	15	4×15	10	25
GCL 2090	40	21	95	60	75	M3	6.5	14.0	4×15	17.5	15	5×15	10	25
GCL 2105	40	21	110	70	90	M3	6.5	14.0	5×15	17.5	15	6×15	10	25
GCL 2120	40	21	125	80	105	M3	6.5	14.0	6×15	17.5	15	7×15	10	25
GCL 3050	60	28	55	30	-	M4	9.0	18.5	-	27.5	25	1×25	15	39
GCL 3075	60	28	80	45	55	M4	9.0	18.5	1×25	27.5	25	2×25	15	39
GCL 3100	60	28	105	60	80	M4	9.0	18.5	2×25	27.5	25	3×25	15	39
GCL 3125	60	28	130	75	105	M4	9.0	18.5	3×25	27.5	25	4×25	15	39
GCL 3150	60	28	155	90	130	M4	9.0	18.5	4×25	27.5	25	5×25	15	39
GCL 3175	60	28	180	105	155	M4	9.0	18.5	5×25	27.5	25	6×25	15	39
GCL 3200	60	28	205	130	180	M4	9.0	18.5	6×25	27.5	25	7×25	15	39
GCL 6100	100	45	110	60	70	M6	13	31.0	-	55.0	50	1×50	30	64
GCL 6150	100	45	160	95	120	M6	13	31.0	1×50	55.0	50	2×50	30	64
GCL 6200	100	45	210	130	170	M6	13	31.0	2×50	55.0	50	3×50	30	64
GCL 6250	100	45	260	165	220	M6	13	31.0	3×50	55.0	50	4×50	30	64
GCL 6300	100	45	310	200	270	M6	13	31.0	4×50	55.0	50	5×50	30	64
GCL 6400	100	45	410	280	370	M6	13	31.0	6×50	55.0	50	7×50	30	64

<sup>1)</sup> S<sub>1</sub> Standard stroke order designation, e.g. GCL 2030  
 S<sub>2</sub> Extended stroke order designation, e.g. GCL 2030/L



Designations	Dimensions					Fig	N	Load-carrying capacities		Weight
	J <sub>6</sub>	J <sub>7</sub>	J <sub>8</sub>	J <sub>9</sub>	with S <sub>1</sub>			with S <sub>2</sub>	GS	
	mm							C <sub>0</sub>		C <sub>0</sub>
GCL 2030	30	25	-	-	1	3.4	250	-	0.18	
GCL 2045	30	40	-	-	1	3.4	360	-	0.26	
GCL 2060	30	55	-	-	1	3.4	470	430	0.34	
GCL 2075	30	70	40	-	2	3.4	580	540	0.42	
GCL 2090	30	85	55	-	2	3.4	720	610	0.50	
GCL 2105	30	100	70	-	2	3.4	830	720	0.58	
GCL 2120	30	115	85	-	2	3.4	940	790	0.68	
GCL 3050	40	35	-	-	1	4.5	2130	-	0.57	
GCL 3075	40	60	-	-	1	4.5	3400	2980	0.80	
GCL 3100	40	85	-	-	1	4.5	4680	3830	1.00	
GCL 3125	40	110	-	-	1	4.5	5950	4680	1.30	
GCL 3150	40	135	85	-	3	4.5	6800	5530	1.50	
GCL 3175	40	160	110	-	3	4.5	8080	6380	1.70	
GCL 3200	40	185	135	85	4	4.5	8930	7230	2.00	
GCL 6100	60	90	-	-	1	6.6	11700	9750	3.10	
GCL 6150	60	140	-	-	1	6.6	17550	15600	4.50	
GCL 6200	60	190	90	-	3	6.6	23400	19500	5.90	
GCL 6250	60	240	140	-	3	6.6	29250	23400	7.20	
GCL 6300	60	290	190	-	3	6.6	35100	29250	8.60	
GCL 6400	60	390	290	190	4	6.6	37050	29250	11.40	

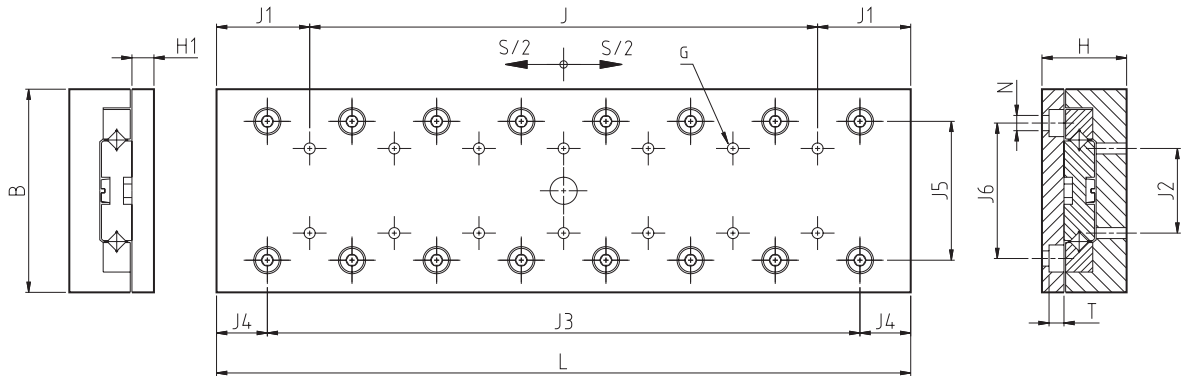
## 5 Positioning systems

### Standard slides

#### GCLA

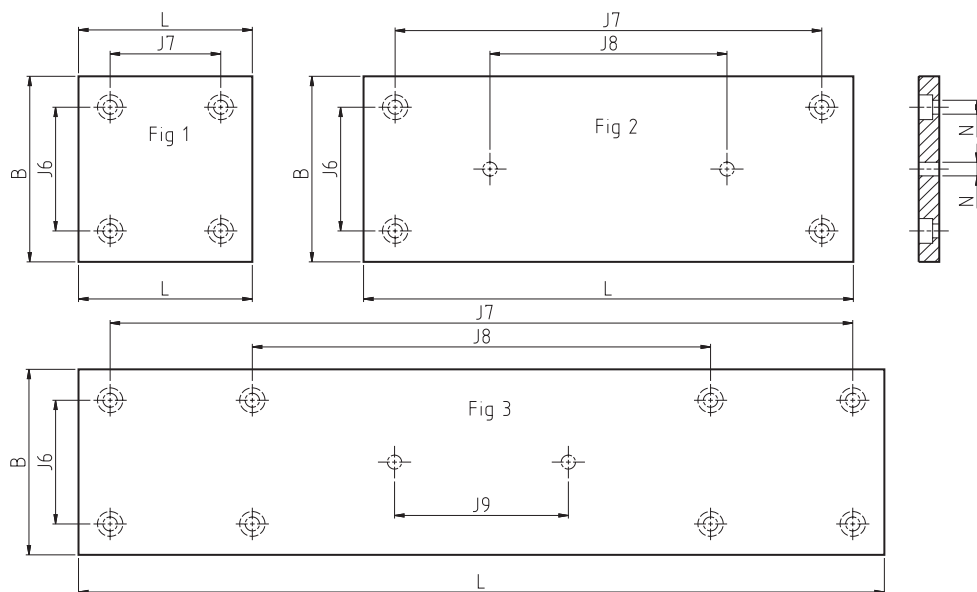
Standard slides with slide top and base made of black anodised aluminium, for manual positioning.

In other respects the design is similar to that of the GCL slides except for the slightly reduced height.



Designations	Dimensions			Stroke		G	H <sub>1</sub>	J	J <sub>1</sub>	J <sub>2</sub>	J <sub>3</sub>	J <sub>4</sub>	J <sub>5</sub>
	B	H	L	S <sub>1</sub>	S <sub>2</sub> <sup>1)</sup>								
mm													
GCLA 2030	40	21	35	15	-	M3	7.00	-	17.5	15	1×15	10	25
GCLA 2045	40	21	50	22	30	M3	7.00	1×15	17.5	15	2×15	10	25
GCLA 2060	40	21	65	30	45	M3	7.00	2×15	17.5	15	3×15	10	25
GCLA 2075	40	21	80	37	60	M3	7.00	3×15	17.5	15	4×15	10	25
GCLA 2090	40	21	95	45	75	M3	7.00	4×15	17.5	15	5×15	10	25
GCLA 2105	40	21	110	52	90	M3	7.00	5×15	17.5	15	6×15	10	25
GCLA 2120	40	21	125	60	105	M3	7.00	6×15	17.5	15	7×15	10	25
GCLA 3050	60	25	55	-	30	M4	8.25	-	27.5	25	1×25	15	41
GCLA 3075	60	25	80	37	55	M4	8.25	1×25	27.5	25	2×25	15	41
GCLA 3100	60	25	105	50	80	M4	8.25	2×25	27.5	25	3×25	15	41
GCLA 3125	60	25	130	62	105	M4	8.25	3×25	27.5	25	4×25	15	41
GCLA 3150	60	25	155	75	130	M4	8.25	4×25	27.5	25	5×25	15	41
GCLA 3175	60	25	180	87	155	M4	8.25	5×25	27.5	25	6×25	15	41
GCLA 3200	60	25	205	100	180	M4	8.25	6×25	27.5	25	7×25	15	41
GCLA 6100	100	40	110	50	70	M6	12.00	-	55.0	50	1×50	30	65
GCLA 6150	100	40	160	75	120	M6	12.00	1×50	55.0	50	2×50	30	65
GCLA 6200	100	40	210	100	170	M6	12.00	2×50	55.0	50	3×50	30	65
GCLA 6250	100	40	260	125	220	M6	12.00	3×50	55.0	50	4×50	30	65
GCLA 6300	100	40	310	150	270	M6	12.00	4×50	55.0	50	5×50	30	65
GCLA 6350	100	40	360	175	320	M6	12.00	5×50	55.0	50	6×50	30	65
GCLA 6400	100	40	410	200	370	M6	12.00	6×50	55.0	50	7×50	30	65

<sup>1)</sup> S<sub>2</sub> Extended stroke order designation, e.g. GCL 2030L



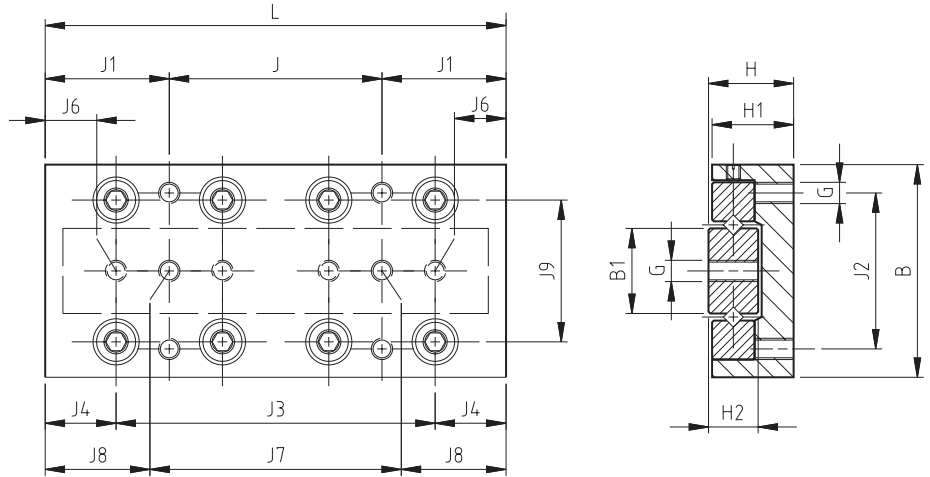
Designations	Dimensions					Fig	N	Load-carrying capacities		Weight GA
	J <sub>6</sub>	J <sub>7</sub>	J <sub>8</sub>	J <sub>9</sub>	with S <sub>1</sub>			with S <sub>2</sub>		
	mm							C <sub>0</sub>	C <sub>0</sub>	
GCLA 2030	30	25	-	-	1	3.8	250	-	0.10	
GCLA 2045	30	40	-	-	1	3.8	400	360	0.14	
GCLA 2060	30	55	-	-	1	3.8	540	430	0.19	
GCLA 2075	30	70	-	-	1	3.8	650	540	0.23	
GCLA 2090	30	85	45	-	2	3.8	790	610	0.28	
GCLA 2105	30	100	50	-	2	3.8	940	720	0.32	
GCLA 2120	30	115	30	-	2	3.8	1080	790	0.37	
GCLA 3050	40	35	-	-	1	4.8	-	2130	0.29	
GCLA 3075	40	60	-	-	1	4.8	3830	2980	0.43	
GCLA 3100	40	85	-	-	1	4.8	5100	3830	0.57	
GCLA 3125	40	110	-	-	1	4.8	6380	4680	0.70	
GCLA 3150	40	135	75	-	2	4.8	7650	5530	0.84	
GCLA 3175	40	160	86	-	2	4.8	8930	6380	0.97	
GCLA 3200	40	185	55	-	2	4.8	10200	7230	1.10	
GCLA 6100	60	90	-	-	1	6.8	11700	9750	1.60	
GCLA 6150	60	140	-	-	1	6.8	19500	15600	2.40	
GCLA 6200	60	190	100	-	2	6.8	25350	19500	3.10	
GCLA 6250	60	240	80	-	2	6.8	33150	23400	3.90	
GCLA 6300	60	290	150	-	2	6.8	39000	29250	4.70	
GCLA 6350	60	340	200	80	3	6.8	44850	33150	5.40	
GCLA 6400	60	390	230	90	3	6.8	52650	37050	6.20	

### 5 Positioning systems

Standard slides/Slides, tables and compact cross tables

#### RM

Standard slides fitted with either cross roller rail guides or V-guided ball cages, for manual positioning; the opposing V-rails are screwed to a steel base plate. Slide top and bottom carry a standard pattern of mounting holes.



Designations	Dimensions			Stroke						
	B	H	L	S	B <sub>1</sub>	G	H <sub>1</sub>	H <sub>2</sub>	J	J <sub>1</sub>
mm										
RM 1020	20	8	25	12	7	M2.5	7.5	5	1×18	3.5
RM 1030	20	8	35	18	7	M2.5	7.5	5	1×28	3.5
RM 1040	20	8	45	25	7	M2.5	7.5	5	1×20	12.5
RM 1050	20	8	55	32	7	M2.5	7.5	5	1×30	12.5
RM 2060	30	12	65	40	12	M3	11.5	7	1×30	17.5
RM 2075	30	12	80	50	12	M3	11.5	7	1×45	17.5
RM 2090	30	12	95	60	12	M3	11.5	7	2×30	17.5
RM 3100	40	16	105	60	16	M4	15.5	9	1×50	27.5
RM 3125	40	16	130	75	16	M4	15.5	9	1×75	27.5
RM 3150	40	16	155	90	16	M4	15.5	9	2×50	27.5

continued

Designations	Dimensions									Load-carrying capacities C <sub>0</sub>	Weight GS
	J <sub>2</sub>	J <sub>3</sub>	J <sub>4</sub>	J <sub>5</sub>	J <sub>6</sub>	J <sub>7</sub>	J <sub>8</sub>	J <sub>9</sub>			
mm											
N											
kg											
RM 1020	14	1×10	7.5	2×7.5	5	1×18	3.5	12.6	208	0.025	
RM 1030	14	2×10	7.5	2×10	7.5	1×20	7.5	12.6	364	0.025	
RM 1040	14	3×10	7.5	3×10	7.5	1×28	8.5	12.6	464	0.025	
RM 1050	14	4×10	7.5	4×10	7.5	1×30	12.5	12.6	572	0.025	
RM 2060	22	3×15	10	3×15	10	-	-	20	860	0.16	
RM 2075	22	4×15	10	4×15	10	-	-	20	1032	0.19	
RM 2090	22	5×15	10	5×15	10	-	-	20	1290	0.23	
RM 3100	30	3×25	15	3×25	15	-	-	28.5	1904	0.46	
RM 3125	30	4×25	15	4×25	15	-	-	28.5	2312	0.58	
RM 3150	30	5×25	15	5×25	15	-	-	28.5	2856	0.69	

Standard slides

Ordering key

	GCLA			
<b>Type:</b>				
Standard slide with crossed roller assemblies of steel . . . . .				GCL
Standard slide with crossed roller assemblies of aluminium . . . . .				GCLA
Standard slide fitted with either cross roller guides or V-guided ball cages of steel . . . . .				RM
<b>Size (see tables):</b>				
.....				1
.....				2
.....				3
.....				6
<b>Rail length [mm] (see tables):</b>				
.....				020 - 400

Example: 

GCLA		6		400
------	--	---	--	-----